

Prevailing-torque type
Precision Locknut

TWIN FU-NUT



Fuji Seimitsu Co., Ltd.

TWIN FU-NUT Precision Locknut



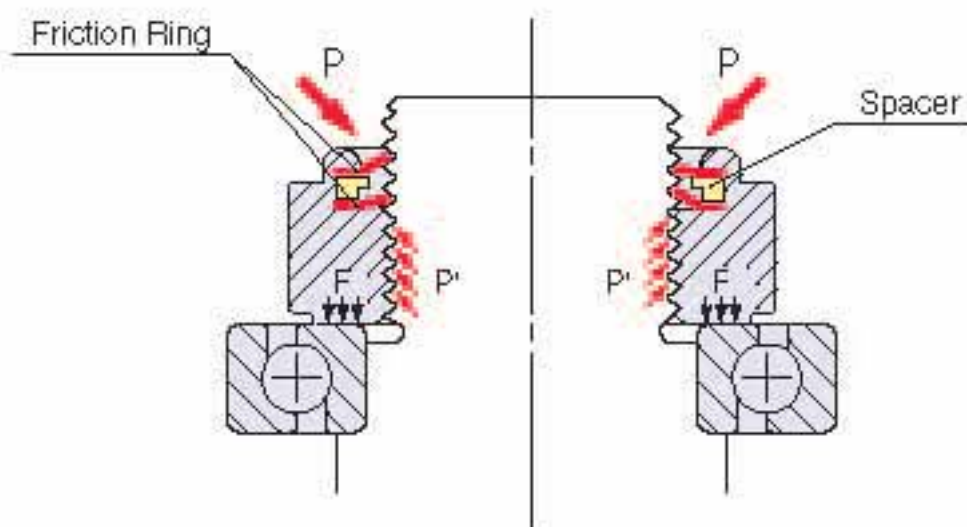
- ✓ **Locking Performance**
- ✓ **Accuracy of Thread**
- ✓ **Accuracy of Bearing Surface Run-out**

Fuji Seimitsu Co., Ltd. who developed the FINE U-NUT which does not require a machined key-way for locking, has developed industry's first TWIN FU-NUT, a prevailing-torque type high precision nut.

The TWIN FU-NUT is a breakthrough in bearing locknuts, delivering "accuracy of thread," "accuracy of bearing surface run out," and "locking performance" all in one easily assembled precision lock nut.

CONSTRUCTION AND FUNCTION

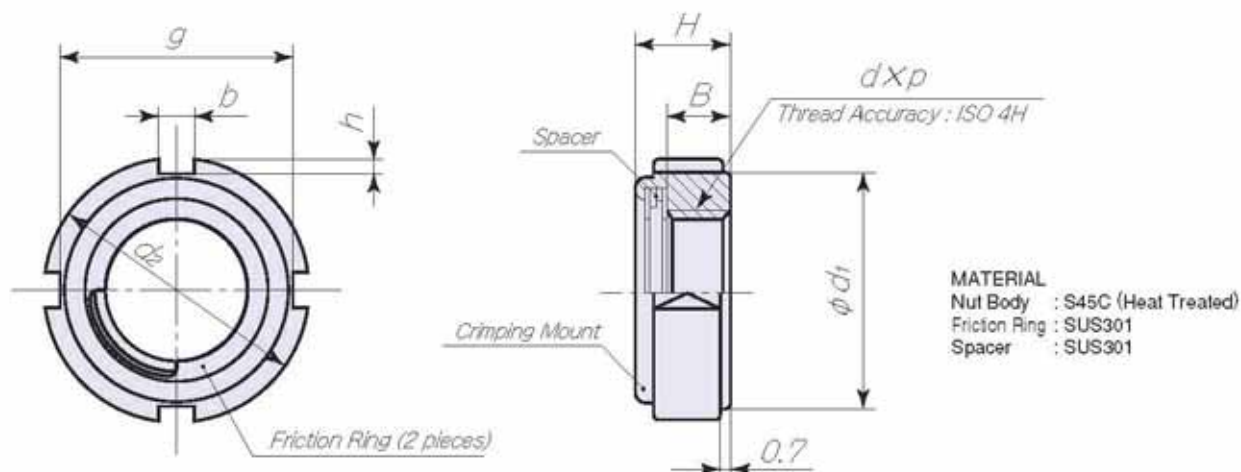
The TWIN FU-NUT has two friction rings and a spacer which are secured to the upper surface of the nut, as shown below. The two friction rings are arranged so that stress P generated by the spring action and the reaction P' act symmetrically about the shaft centre. This arrangement ensures an even contact force F around the contact face.



- Accuracy of thread is ISO 4H
- Excellent locking performance

- Bearing surface run out to thread form is held to within a few microns
- Simple assembly, as for a standard nut

DIMENSION TABLE FOR TWIN FU-NUT

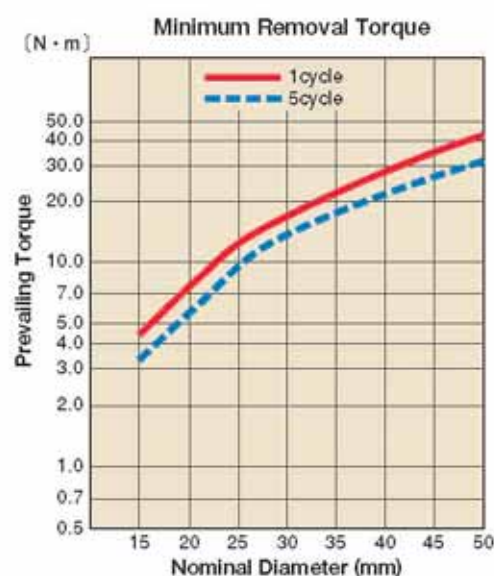
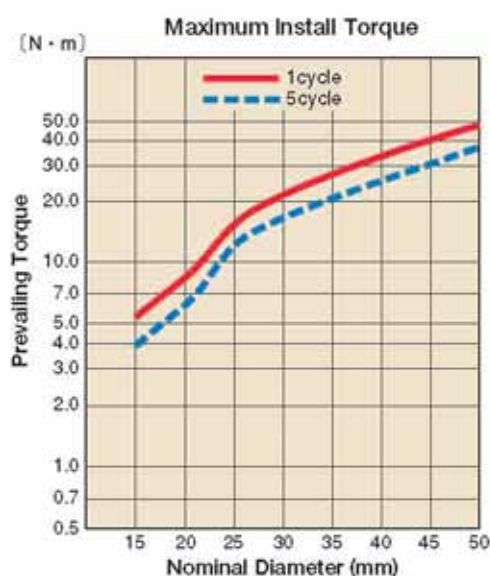


* Simultaneous processing of the thread and the bearing surface.

Dimensions in millimeters

Code No.	$d \times p$	d_1	d_2	H	B	b	h	g	$d_{\min} = B + 3.5p$	Allowable axial dead load (KN)
TFU02SC	M15×1	21	25	9.9	7	4	1.8	21.4	10.5	34.1
TFU03SC	M17×1	23.5	28	10.1	7	4	2	24	10.5	38.6
TFU04SC	M20×1	27	32	12.3	9	4	2	28	12.5	59.4
TFU05SC	M25×1.5	33	38	14.2	10	5	2	34	15.3	80.8
TFU06SC	M30×1.5	40	45	14.3	10	5	2	41	15.3	97.0
TFU07SC	M35×1.5	47	52	16.5	12	5	2	48	17.3	137.8
TFU08SC	M40×1.5	52	58	17.6	13	6	2.5	53	18.3	171.4
TFU09SC	M45×1.5	59	65	19.7	15	6	2.5	60	20.3	224.5
TFU10SC	M50×1.5	64	70	20.8	16	6	2.5	65	21.3	266.8

PREVAILING TORQUE



The prevailing torque is generated by the reaction to the spring acting on the shaft threads.
 (The graphs can be used for reference when using lubricated fasteners.)

NOTES ON USE

When using TWIN FU-NUT, strict compliance with the following is required as the TWIN FU-NUT is used for securing critical components.



- Use of the shaft thread (tolerance class 4h) is recommend.
- A lead in chamfer equivalent to one thread pitch is required.
- Removal of burrs is required on threads and chamfers.



- Lubricate the shaft before assembly or removal of the nut.
(With shafts of low hardness use a high performance lubricant.)



- To maximize effectiveness ensure there are at least two full threads beyond the friction ring.
* Please refer to the table of dimensions in the catalogue, as to the extra length of shaft threads.



- Don't use a impact wrench.



- Don't use the nuts on shafts with key-ways.



- Don't screw in the nut from the friction ring side.



- Discard nut when excessive deformation or damage is found with the friction ring or its security.



- For severe or unusual applications, please ask for our advice.